










RECEPT ZA SAPUN OD LAVANDE

PRIBOR

KUHINJSKA VAGA	ŽLICA	NOŽ	LIMENA POSUDA	MALI LONAC	MODLICE	DASKA ZA REZANJE
						

SASTOJCI

**BIJELA GLICERINSKA
BAZA**



40 GRAMA

ULJE OD LAVANDE



2-3 KAPI

CRVENA JESTIVA BOJA



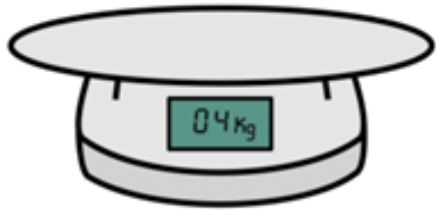
1 KAP

POSTUPAK



1. KORAK

- IZVAGATI 40 GRAMA GLICERINSKE BAZE.

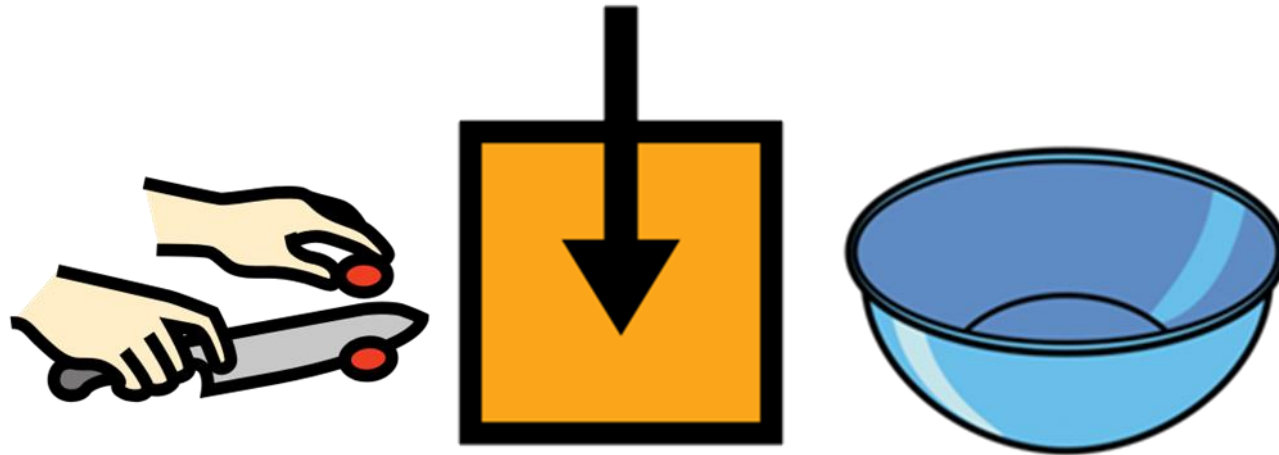


40 GRAMA =



2. KORAK

- GLICERINSKU BAZU NASJECKATI U LIMENU POSUDU.




3. KORAK

- DODATI 2-3 KAPI LAVANDINO OG ULJA.



2-3




4. KORAK

- DODATI 1 KAP JESTIVE BOJE.

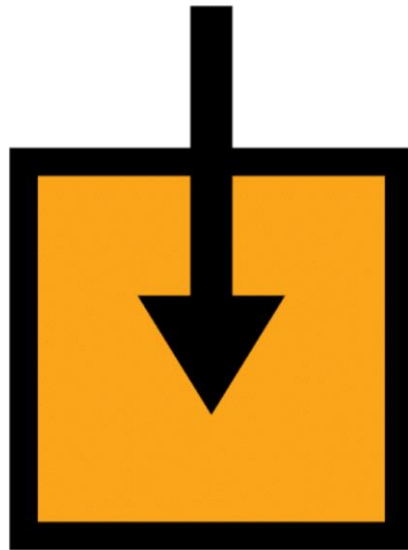


1




5. KORAK

- ULITI VODU U MALI LONAC.

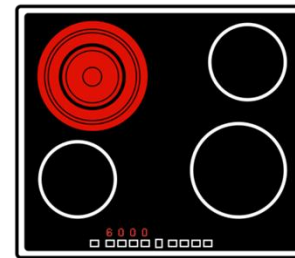


6. KORAK

• UPALITI ŠTEDNJAK.



STAVITI LONAC NA ŠTEDNJAK.



7. KORAK

- PRIČEKATI DA SE VODA ZAGRIJE. OPREZ! VRUĆE JE.





8. KORAK

- STAVITI LIMENU POSUDU U KOJOJ JE GLICERINSKA BAZA NA LONAC U KOJEM SE ZAGRIJALA VODA.




9. KORAK

- PRIČEKATI DA SE OTOPI, PROMIJEŠATI ŽLICOM.



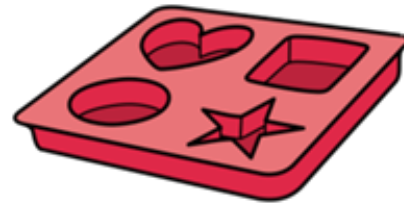
10. KORAK

- ISKLJUČITI ŠTEDNJAK. OPREZ! VRUĆE JE.



11. KORAK

- ISTRESTI IZ POSUDE U MODLICE.


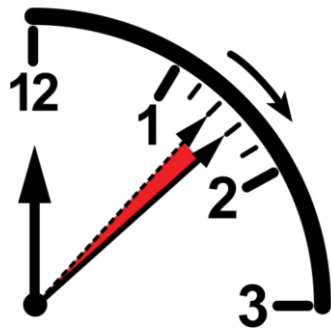


12. KORAK

- PRIČEKATI 30 MINUTA DA SE OHLADI.

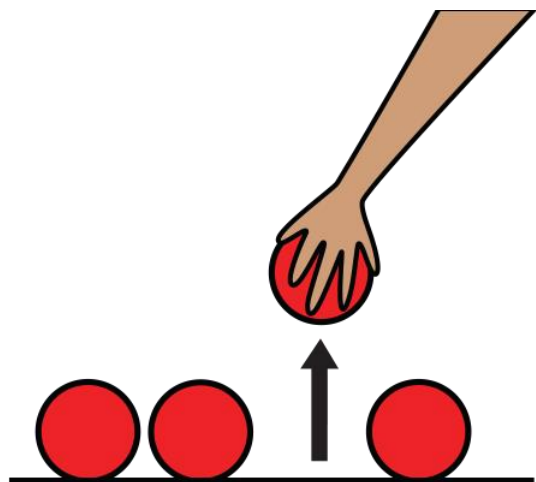


30



13. KORAK

- IZVADITI IZ KALUPA.



BRAVO!

GOTOV JE SAPUN!

